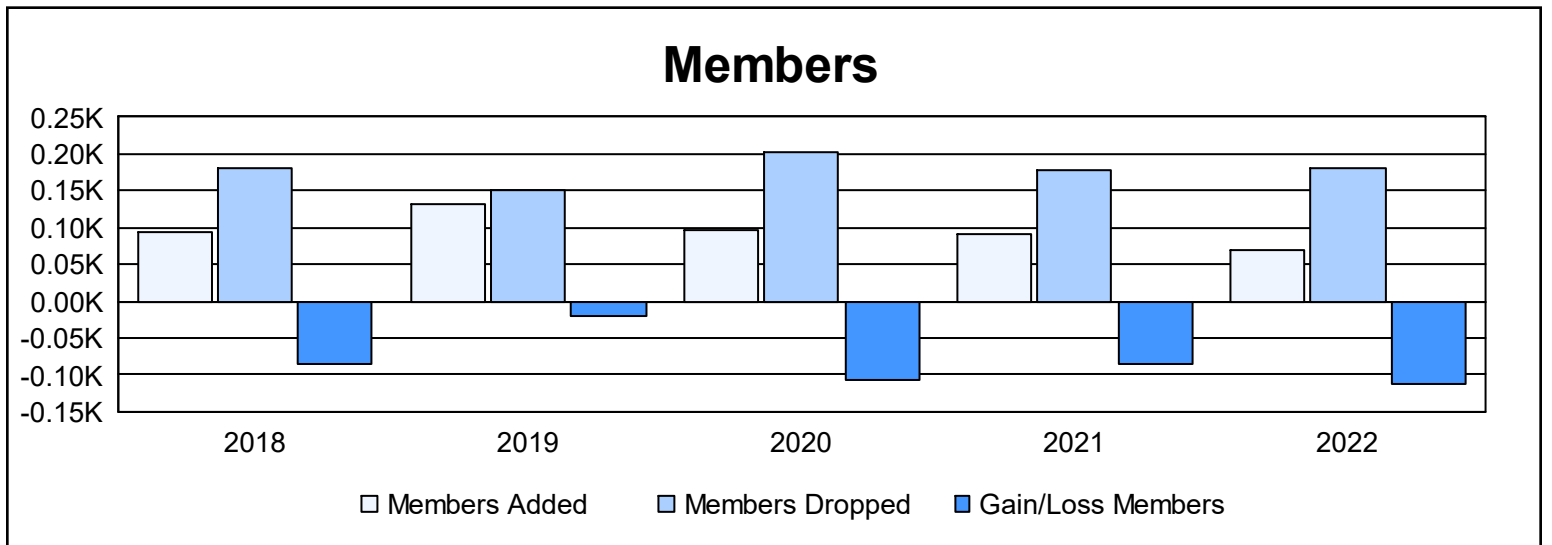
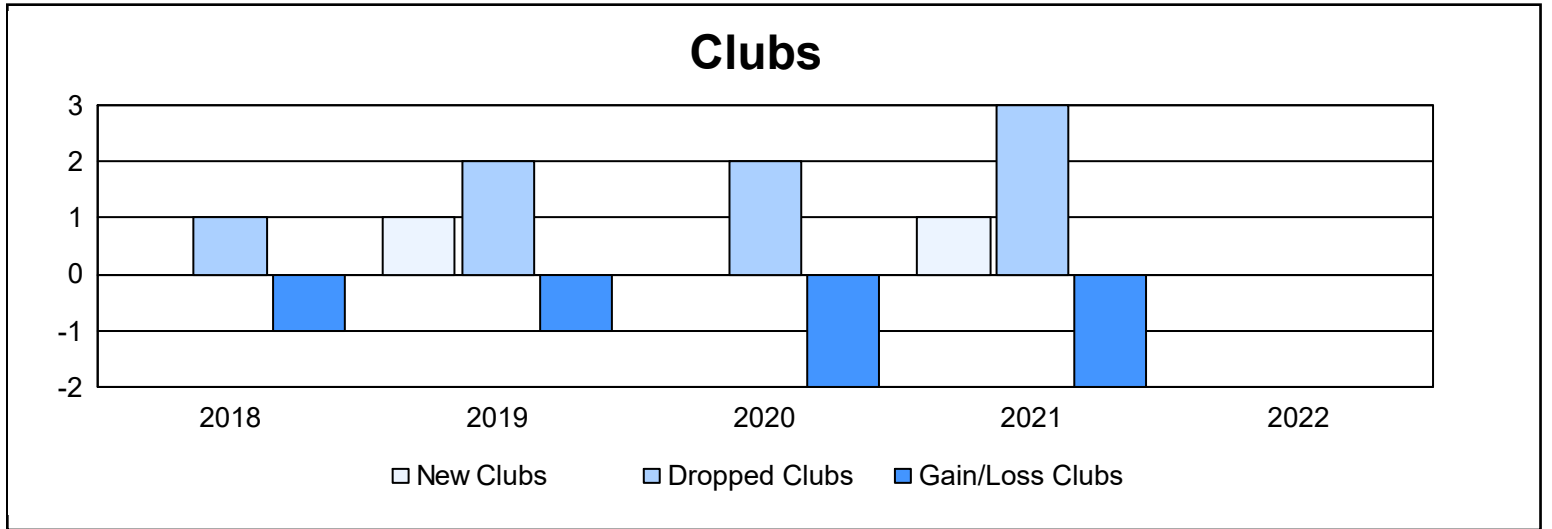
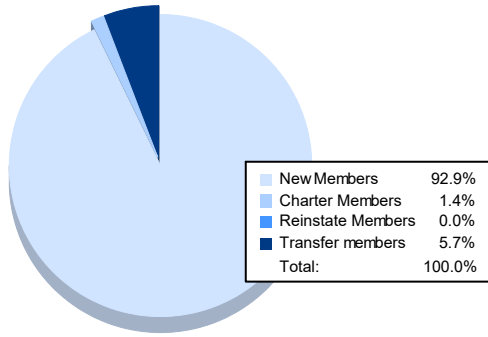


| Year           | New Clubs | Dropped Clubs | Gain/ Loss Clubs | New Members | Charter Members | Reinstate Members | Transfer Members | Total Member Added | Total Members Dropped | Gain/ Loss Members |
|----------------|-----------|---------------|------------------|-------------|-----------------|-------------------|------------------|--------------------|-----------------------|--------------------|
| 2017-2018      | 0         | 1             | -1               | 90          | 0               | 1                 | 3                | 94                 | 180                   | -86                |
| 2018-2019      | 1         | 2             | -1               | 102         | 20              | 1                 | 9                | 132                | 152                   | -20                |
| 2019-2020      | 0         | 2             | -2               | 91          | 0               | 1                 | 5                | 97                 | 203                   | -106               |
| 2020-2021      | 1         | 3             | -2               | 58          | 28              | 2                 | 3                | 91                 | 177                   | -86                |
| 2021-2022      | 0         | 0             | 0                | 65          | 1               | 0                 | 4                | 70                 | 182                   | -112               |
| <b>Average</b> | <b>0</b>  | <b>2</b>      | <b>-1</b>        | <b>81</b>   | <b>10</b>       | <b>1</b>          | <b>5</b>         | <b>97</b>          | <b>179</b>            | <b>-82</b>         |



### Membership Composition June 2022 Cumulative



### Gender Composition June 2022 Cumulative

